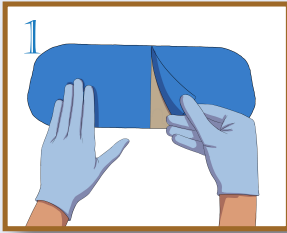
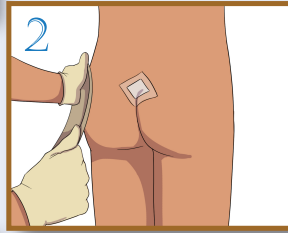




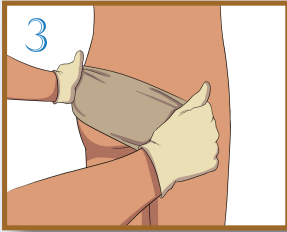
Applying the R514 Pilonidal wound/dressing



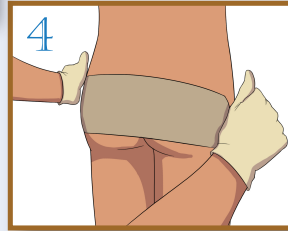
1. Remove the blue liner to expose the silicone side of the DermaHug.



2. Affix silicone side down to epidermis on one side of the dressing/wound.



3. Gently stretch the DermaHug over the dressing/wound to the other side of the dressing/wound.



4. Affix DermaHug to the skin on the other side of the dressing/wound and completely smooth down to epidermis.

Once applied, the R514 should be taut.

To remove or reposition, gently peel back one side toward the other side, reposition and firmly smooth fabric down to skin. T

To CLEAN DermaHug, remove, wash with mild soap and water, rinse, pat dry and reapply.

RETAIN THE BLUE LINER AND ZIP BAG to store the R514 when not in use.